

Access SEN

**ALTERNATIVE
PROVISION**

PROSPECTUS
2025/26



MORE INFO
www.accessSEN.com

CALL US
07711055427

A Welcome From Our Founders

Hey!

Welcome to Access SEN's Alternative Provision. First, we want to thank you for considering us as part of your child's learning journey. At Access SEN, we are passionate about ensuring every child has the opportunity to engage in meaningful and enriching learning experiences.

Our vision is simple: to provide an alternative provision that recognises each individual's unique strengths and challenges. We specialise in supporting children and young people with complex needs, creating personalised pathways that build confidence, independence, and a love of learning. Our aim is to give children and young adults skills and resilience that will have a lasting impact and follow them into adulthood.

This prospectus is designed to give you a clear picture of our ethos, curriculum, and the wide range of opportunities available. We hope it demonstrates our dedication to creating a supportive, enriching environment where every learner is valued, understood, and empowered.

We look forward to welcoming you to Access SEN and working together to help every young person reach their full potential.

Lauren *Kerry*



Lauren Gregory
Founder and Managing
Director



Kerry Rigby
Co-Founder and Director of
Education

Email

admin@accessSENconsultancy.com

More Information:

www.accessSEN.com

A Provision Like No Other

ABOUT US

Access SEN is an alternative provision founded by two specialist teachers with extensive experience supporting learners with complex needs. Driven by a passion for improving education and care, we are committed to creating meaningful learning and lasting impact, delivering tailored, high-quality support for every young person.

At Access SEN, we believe that every learner deserves to be understood, valued, and empowered to reach their full potential. Our approach is personalised and holistic, combining evidence-based teaching strategies with a strong focus on communication, self-regulation, and independence. By working collaboratively with families and other stakeholders, we ensure that each student receives an individualised education package that delivers meaningful learning opportunities they will carry with them into adulthood.

OUR MISSION

To improve the overall quality of support and knowledge for families and professionals working with children and young people with complex needs, enhancing positive outcomes and quality of life.



Why Choose Access SEN?

Choosing the right alternative provision is an important decision for families, schools, and professionals. At Access SEN, we believe in offering more than just education, we provide expert care, tailored support, and open communication to ensure every learner with complex needs can thrive.

We support individuals aged 5–25 with SEND, complex needs, and an EHC plan. Our provision is flexible and personalised, designed to meet a wide range of complex and specialist support requirements. Every learner has a personalised learning plan within our three curriculum pathways to progress towards their individual goals and intended outcomes, ensuring progress and achievement are meaningful and measurable.

We deliver our services throughout Greater Manchester through a flexible curriculum that adapts to each learner's needs, combining academic, social, and therapeutic support. Access SEN works closely with families, schools, and local authorities to provide consistent, high-quality support. Our multidisciplinary approach ensures that learners receive the right combination of education, therapeutic input, and care to help them succeed academically, socially, and emotionally.

At Access SEN, we are committed to creating a safe, nurturing, and empowering environment where every learner's potential is recognised and developed.

Our provision caters to learners with a variety of needs, and we can tailor support for additional needs through consultation with families and professionals. The list of needs below is not exclusive:

- Autism
- Severe Learning Difficulties
- Complex Health Needs
- Global Development Delay
- Social Emotional and Mental Health
- ADHD
- EBSA

Our Provision

EXPERT SUPPORT

We employ staff who benefit from expert-led training and ongoing professional development, ensuring their skills are continually enhanced. Each staff member is carefully matched with a child to build strong working relationships and provide the right skillset to support their progress. This means every child receives highly personalised support, with a learning plan tailored to their needs, helping them make real progress and achieve outcomes that truly make a difference



THERAPUTIC INPUT

We draw on a range of specialist therapies, including Speech and Language Therapy, Occupational Therapy, and Positive Behaviour Support, to provide personalised interventions that support communication, regulation, and positive behaviour. Each programme is tailored to the individual's needs, helping them develop skills and strategies that enhance independence, confidence, and wellbeing, with outcomes that have a lasting impact on daily life.



SPECIALIST CURRICULUM

We draw on a variety of SEND curricula, including AET and Q Skills, to provide meaningful learning that is tailored to each child's needs, helping them develop skills and knowledge that will have a lasting impact into adulthood.



Referrals Process

We are proud to deliver a consistently high standard of care and specialist input. Our thorough referral process ensures that every young person receives the individualised provision that best meets their needs, and gives families peace of mind, along with much-needed respite.

Our aim is not just to offer an alternative to education, but to create meaningful opportunities for each young person with high-support, complex needs to continue developing their communication, independence, and life skills in a safe and supportive environment.

1

Referral Form

Complete our referral form and send it to us, either through our website or by emailing our admin: admin@accessSENconsultancy.com

2

Initial Assessment

Our internal admissions team will read through the referral form and send a decision within 5 working days if we think we can meet needs

3

Home Visit

We complete a home visit to meet the learner and their family/carers. This gives us insight to the person behind the need and we can gather more information on what support is needed. We understand things don't always go to plan and will reschedule a second visit if needed,

4

Funding and Agreed Outcomes

If after the visit we are happy to enrol the learner, we will send a list of our costings and agree proposed outcomes for the placement with the commissioner.

5

Matching Process

With funding in place, we start to look at our catalogue of staff on who will be the best fit to support. We take into consideration personality preferences, skill required and availability.

6

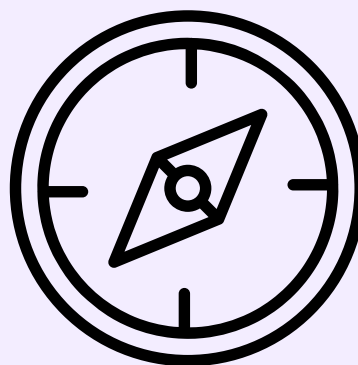
Starter Pack

We send out a starter pack to the learner and their family/ carers with information about Access SEN, a learner agreement, their timetable and adapted information on their staff to help the process of starting with us as smooth as possible.

Access SEN Pathways

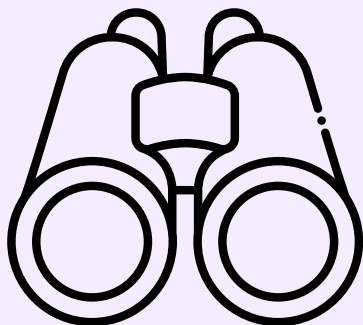
COMPASS PATHWAY

The Compass Pathway supports young people as they transition into other services, such as full-time education, a new education placement, residential care, or day opportunities. It is typically suited to those who are not currently accessing full-time education or require extra support to attend full-time education. The pathway is delivered by a skilled team of specialist teachers and specialist education mentors, ensuring support is both educationally focused and person specific.




EXPLORER PATHWAY

Our Explorer Pathway is delivered by specialist education mentors and focuses on support in the home and community. It gives individuals the chance to take part in purposeful activities, while also providing families with much-needed respite. Alongside this, we continue to work towards EHCP outcomes, particularly around independence and social development.



ANCHOR PATHWAY

The Anchor Pathway provides flexible, personalised sessions for students with more complex needs. Delivered by specialist teachers and education mentors, it offers intensive, highly tailored support to meet individual goals.



Curriculum Offer

Our curriculum is meaningful, measurable, and rooted in evidence-based practice. It is designed to ensure that every learner, regardless of their starting point, can experience success and make sustained progress towards their personal goals.

The curriculum is delivered through three tailored pathways, each capturing and tracking progress through clearly defined milestones that recognise small, yet significant steps of achievement often not visible through conventional assessment methods. This approach provides clear evidence of progress, supports effective planning, and demonstrates the impact of our interventions.

Drawing on the Q Skills Framework and the Autism Education Trust (AET) Framework, our curriculum combines structured learning with flexibility, allowing topics and targets to be streamlined around individual needs, strengths and desired outcomes.

Sessions take place both at home and within the community, enabling learning to occur in real-world, functional contexts. Educational targets are embedded within activities that reflect each learner's strengths, interests, and motivations, promoting autonomy, engagement, and the development of essential life skills.

Our curriculum supports not only academic and functional progress but also communication and social, sensory and functional skills, preparing each learner for their next stage of education and adulthood.

Delivery Model

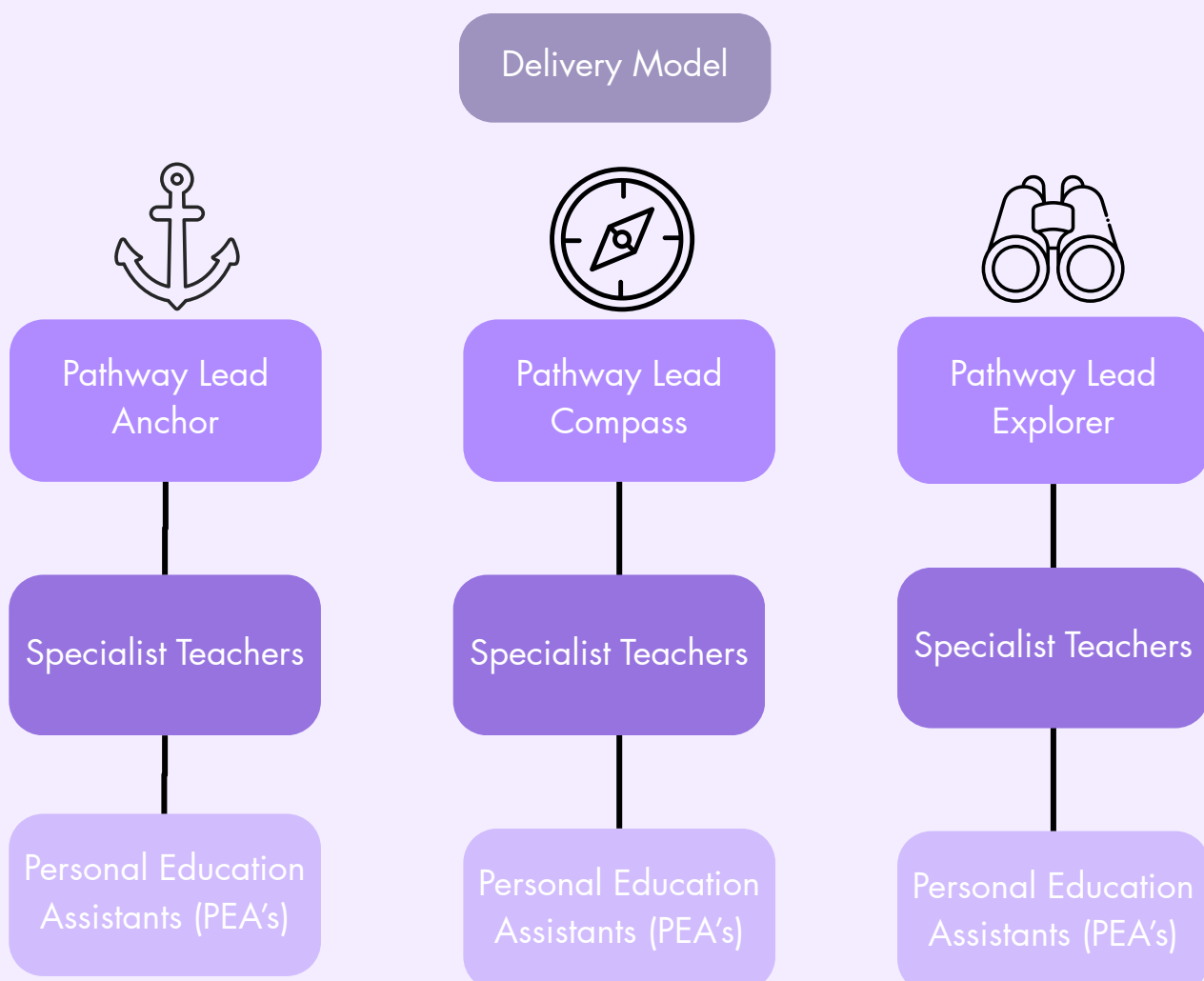
As a specialist alternative provision delivering learning at home and in the community, our staffing structure is designed to meet the diverse needs of our learners.


Each learner's education is overseen by a Pathway Lead, who plans, monitors, and assesses their personalised programme to ensure meaningful progress towards individual goals.

Our Specialist Teachers design and coordinate learning activities tailored to each learner's developmental stage, communication profile, and sensory needs. They work closely with families and Personal Educational Assistants (PEAs) to maintain a consistent, evidence-based approach and collaborate with therapists where needed.

PEAs deliver sessions directly, supporting learners to apply their skills in real-life contexts, build independence, and develop communication, regulation, and social interaction.

This collaborative model ensures every learner receives individualised, consistent, and holistic support that promotes both educational progress and personal development.





Get in Touch

Start your referral today.

By email:

admin@accessSENconsultancy.com

By phone:

07711055427

On socials:

@access_SEN

**Meaningful Education,
Measurable Progress,
Lifelong Impact.**



MORE INFO

www.accessSEN.com

CALL US

07711055427